

# EHD Components 2005 (Pty) Ltd

**E-mail:**

JHB: ehd@ehd.co.za  
 CPT: ehdcapetown@ehd.co.za  
 DBN: ehd.dbn@ehd.co.za  
 BLOEM: ehdbloem@ehd.co.za

**Contact Number:**

JHB: +27 (0)11 870 5000  
 CPT: +27 (0)21 510 0567  
 DBN: +27 (0)31 700 1160  
 BLOEM: +27 (0)51 430 5404

GAF1M2

## GAF1M2

Make	Glonet
Model	GAF – 1M 2Kw
Rated sea-level power @ 1500 RPM	2.6 Kw (3.4866 Hp)
Derated power at ± 1500 m ASL @ 1500 RPM	2.0 kW (2.682 Hp)
Permissible working range	1.2 – 2.2 kW (1.6092-2.9502 Hp)
Number of Cylinders	One
Bore / Stroke	Ø 80.00 mm x 110.00 mm
No. of strokes	Four
Type of Cooling	Air Cooling
Maximum Ambient Temperature for specified performance	45° C
Half speed PTO Shaft + rpm (Yes / No)	Yes (750 RPM)
Rotation of PTO Shaft (clockwise / anti –clockwise)	Clockwise seeing from Fly wheel
PTO Shafts suitable for V-belt drive (Yes / No)	Yes
Diameter and length of shafts + Stub Shafts	Ø 35.0 mm Length 150 mm
Type of Oil Filter Fitted	Cartridge Type
Type of Air Cleaner Fitted	Dry Type
Type of Fuel Filter Fitted	Paper Element
Fuel Consumption @ Full load	0.502 l/h
Fuel Consumption @ ¾ load	0.405 l/h
Fuel Consumption @ ½ load	0.290 l/h
Decompression lever fitted (Yes/No)	Yes
Constant speed governor (Yes/No)	Yes
Constant speed	1500 RPM
Shut-down lever fitted (Yes/No)	Yes
Governor with 5% speed regulation fitted (Yes/No)	Yes
Pressure lubrication to crankshaft bearings (Yes/No)	Yes
Crank handle supplied (Yes/No)	Yes

GAF1M2

## Disclaimer

Manufacturer's names, numbers, symbols, photos and descriptions are used for reference purposes only and it is not implied that the parts referred to are the products of those manufacturers

Source: [www.ehd.co.za](http://www.ehd.co.za)

# EHD Components 2005 (Pty) Ltd

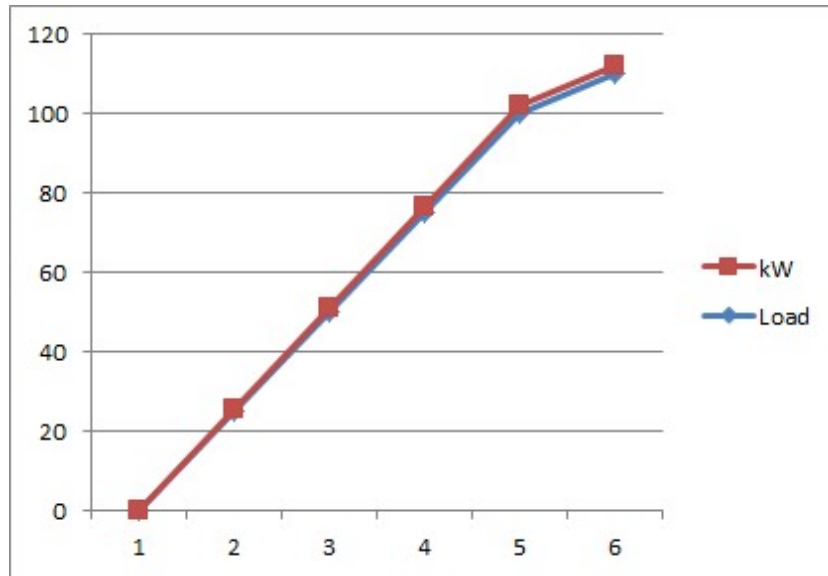
**E-mail:**

JHB: ehd@ehd.co.za  
 CPT: ehdcapetown@ehd.co.za  
 DBN: ehd.dbn@ehd.co.za  
 BLOEM: ehdbloem@ehd.co.za

**Contact Number:**

JHB: +27 (0)11 870 5000  
 CPT: +27 (0)21 510 0567  
 DBN: +27 (0)31 700 1160  
 BLOEM: +27 (0)51 430 5404

	Load	kW
1	0	0
2	25	0.5
3	50	1
4	75	1.5
5	100	2
6	110	2.2



	Load	Fuel cons., l/hr
1	0	0.1
2	25	0.21
3	50	0.32
4	75	0.41
5	100	0.5
6	110	0.58

## Disclaimer

Manufacturer's names, numbers, symbols, photos and descriptions are used for reference purposes only and it is not implied that the parts referred to are the products of those manufacturers

Source: [www.ehd.co.za](http://www.ehd.co.za)

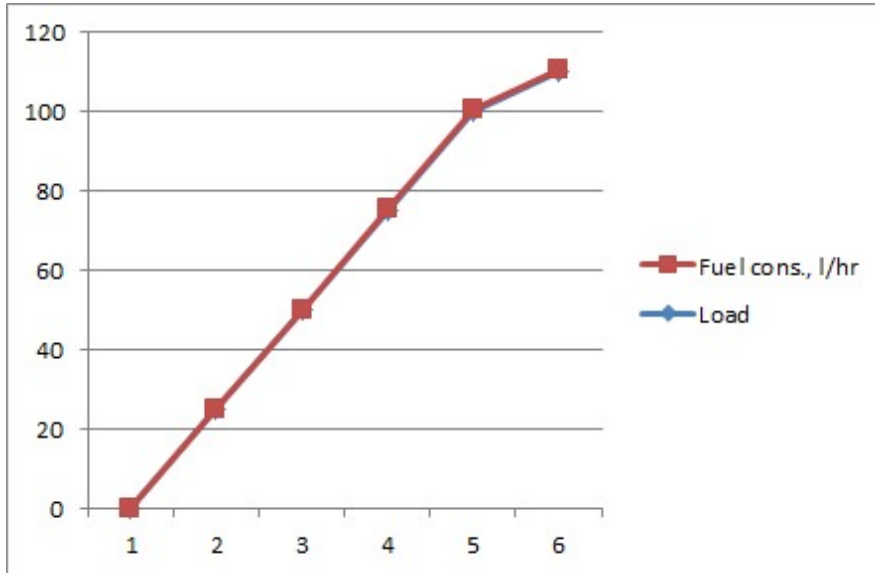
# EHD Components 2005 (Pty) Ltd

**E-mail:**

JHB: ehd@ehd.co.za  
 CPT: ehdcapetown@ehd.co.za  
 DBN: ehd.dbn@ehd.co.za  
 BLOEM: ehdbloem@ehd.co.za

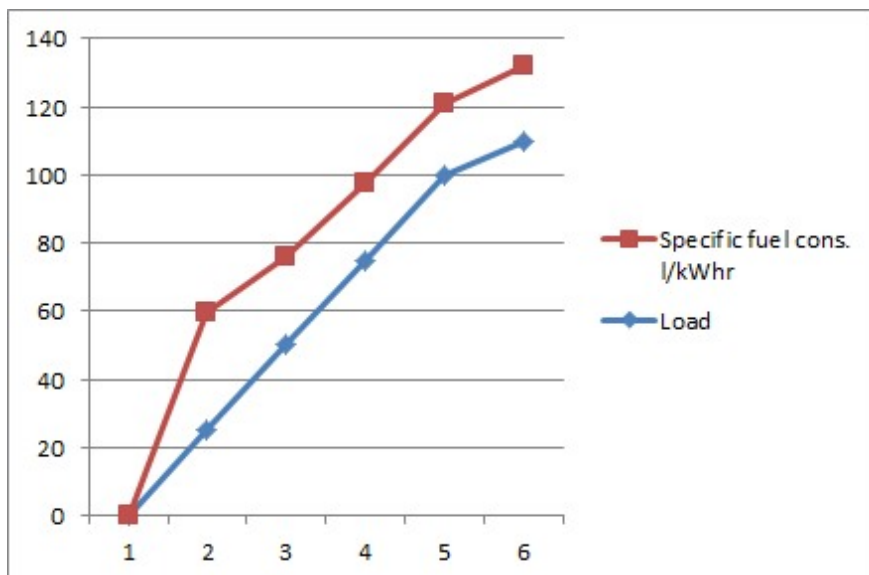
**Contact Number:**

JHB: +27 (0)11 870 5000  
 CPT: +27 (0)21 510 0567  
 DBN: +27 (0)31 700 1160  
 BLOEM: +27 (0)51 430 5404



	Load	Specific fuel cons. l/kWhr
1	0	
2	25	34.445
3	50	26.145
4	75	22.825
5	100	20.833
6	110	21.746

GAF1M2



# Disclaimer

Manufacturer's names, numbers, symbols, photos and descriptions are used for reference purposes only and it is not implied that the parts referred to are the products of those manufacturers

Source: [www.ehd.co.za](http://www.ehd.co.za)