

# EHD Components 2005 (Pty) Ltd

**E-mail:**

JHB: ehd@ehd.co.za  
 CPT: ehdcapetown@ehd.co.za  
 DBN: ehd.dbn@ehd.co.za  
 BLOEM: ehdbloem@ehd.co.za

**Contact Number:**

JHB: +27 (0)11 870 5000  
 CPT: +27 (0)21 510 0567  
 DBN: +27 (0)31 700 1160  
 BLOEM: +27 (0)51 430 5404

GAF2M17

## GAF2M17

Make	
Model	GAF – 2M 17 KW
Rated sea-level power @ 1500 RPM	18.25 Kw (24.47325 Hp)
Derated power at ± 1500 m ASL @ 1500 RPM	17.0 kW (22.797 Hp)
Permissible working range	10.2 – 18.7 kW (13.6782-25.0767 Hp)
Number of Cylinders	Two
Bore / Stroke	Ø 114.3 mm x 116.00 mm
No. of strokes	Four
Type of Cooling	Air Cooling
Maximum Ambient Temperature for specified performance	45° C
Half speed PTO Shaft + rpm (Yes / No)	Yes (750 RPM)
Rotation of PTO Shaft (clockwise / anti –clockwise)	Clockwise seeing from Fly wheel
PTO Shafts suitable for V-belt drive (Yes / No)	Yes
Diameter and length of shafts + Stub Shafts	Ø 38.1 mm Length 150 mm
Type of Oil Filter Fitted	Cartridge Type(Paper Element)
Type of Air Cleaner Fitted	Dry Type
Type of Fuel Filter Fitted	Paper Element Type
Fuel Consumption @ Full load	4.250 l/h
Fuel Consumption @ ¾ load	3.400 l/h
Fuel Consumption @ ½ load	2.450 l/h
Decompression lever fitted (Yes/No)	Yes
Constant speed governor (Yes/No)	Yes
Constant speed	1500 RPM
Shut-down lever fitted (Yes/No)	Yes
Governor with 5% speed regulation fitted (Yes/No)	Yes
Pressure lubrication to crankshaft bearings (Yes/No)	Yes
Crank handle supplied (Yes/No)	Yes

GAF2M17

## Disclaimer

Manufacturer's names, numbers, symbols, photos and descriptions are used for reference purposes only and it is not implied that the parts referred to are the products of those manufacturers

Source: [www.ehd.co.za](http://www.ehd.co.za)

# EHD Components 2005 (Pty) Ltd

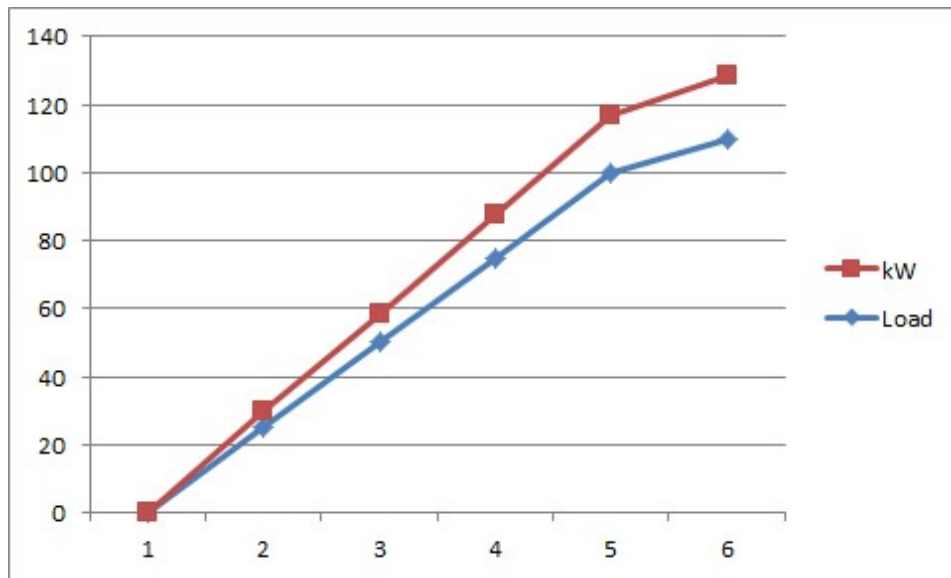
**E-mail:**

JHB: ehd@ehd.co.za  
 CPT: ehdcapetown@ehd.co.za  
 DBN: ehd.dbn@ehd.co.za  
 BLOEM: ehdbloem@ehd.co.za

**Contact Number:**

JHB: +27 (0)11 870 5000  
 CPT: +27 (0)21 510 0567  
 DBN: +27 (0)31 700 1160  
 BLOEM: +27 (0)51 430 5404

	Load	kW
1	0	0
2	25	4.8
3	50	8.5
4	75	12.8
5	100	17
6	110	18.7



	Load	Fuel cons., l/hr
1	0	0.9
2	25	1.76
3	50	2.68
4	75	3.51
5	100	4.27
6	110	4.9

## Disclaimer

Manufacturer's names, numbers, symbols, photos and descriptions are used for reference purposes only and it is not implied that the parts referred to are the products of those manufacturers

Source: [www.ehd.co.za](http://www.ehd.co.za)

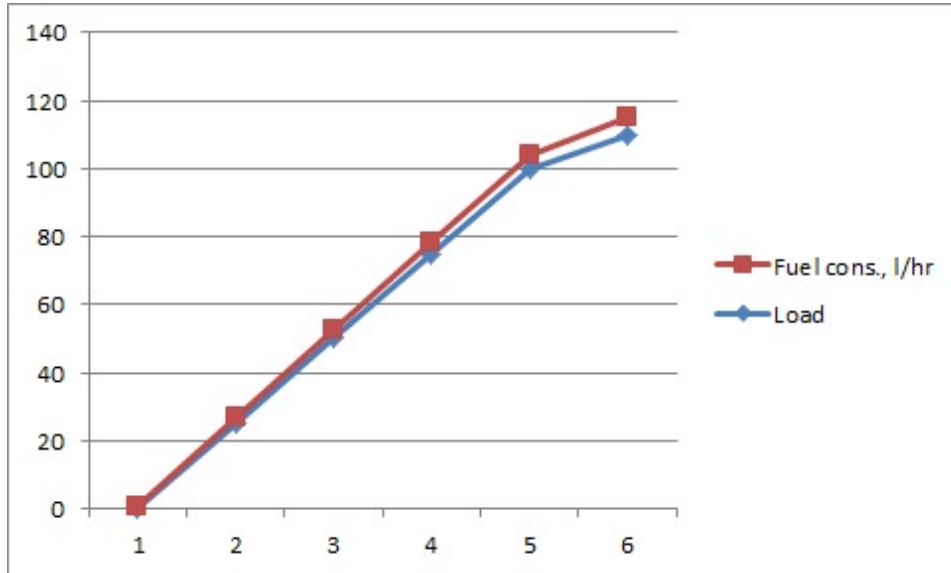
# EHD Components 2005 (Pty) Ltd

**E-mail:**

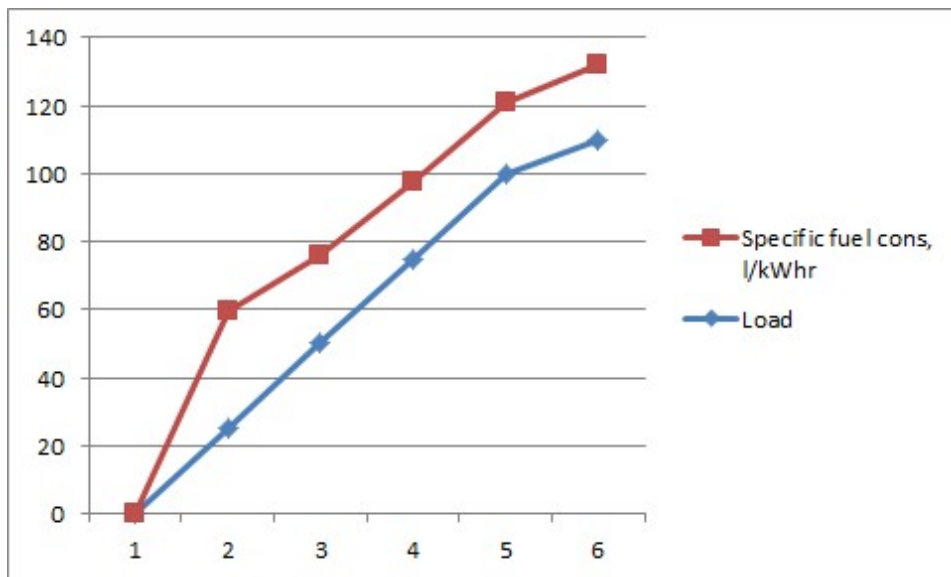
JHB: ehd@ehd.co.za  
 CPT: ehdcapetown@ehd.co.za  
 DBN: ehd.dbn@ehd.co.za  
 BLOEM: ehdbloem@ehd.co.za

**Contact Number:**

JHB: +27 (0)11 870 5000  
 CPT: +27 (0)21 510 0567  
 DBN: +27 (0)31 700 1160  
 BLOEM: +27 (0)51 430 5404



	Load	Specific fuel cons, l/kWhr
1	0	0
2	25	34.445
3	50	26.145
4	75	22.825
5	100	20.833
6	110	21.746



# Disclaimer

Manufacturer's names, numbers, symbols, photos and descriptions are used for reference purposes only and it is not implied that the parts referred to are the products of those manufacturers

**Source: [www.ehd.co.za](http://www.ehd.co.za)**